

MONTHLY REPORT NOVEMBER 2025

DURING THE REPORTED MONTH, PPHI SINDH PROVIDED FOLLOWING FREE OF COST SERVICES

Total Number of Health Facilities Managed by PPHI Sindh

S.No	Type of Health Facility	Number
01	Sindh Govt Hospital	4
02	Taluka Head Quarter Hospital	4
03	Rural Health Centre	44
04	Basic Health Unit Plus (24/7)	324
05	Basic Health Unit	445
06	Maternal and Child Health Centres	24
07	Government Dispensary	450
08	Others	153
	Grand Total	1,448

FREE OPD SERVICES 3.9 Million Patients

MALNUTRITION CASES
Treated Under 5 years

201,930

DIARRHEA CASES
Treated under 5 years

69,186

DYSENTERY CASES
Treated under 5 years

9,241

TB SUSPECTS 81,183

No. of Individuals Managed for TB

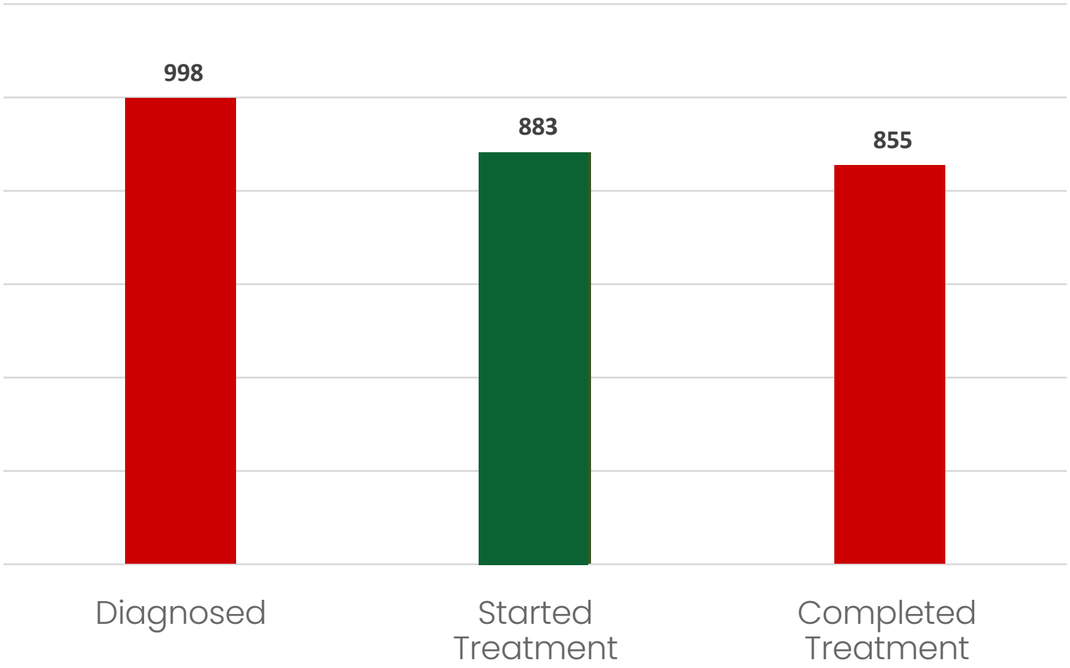

Suspected Malaria

301,310

Rapid Diagnostic Test (RDT)

282,788

Slides examined

19,272

No. of Individuals Tested Positive for Malaria



Diagnostic Services, including ultrasound



Maternal Health
(ANC, PNC and Delivery Covrage)

454,000

ANC VISITS

ANC-1	ANC-1 Women with Hb. <10 g/dl	ANC - Revisits
61,811	25,979	211,016

PNC VISITS

PNC-1	PNC - Revisits
48,328	94,817

KMC Admissions
3,235

Total Deliveries Conducted
38,028



FP VISITS

LARC
9,070

Immediate PPFP
6,720

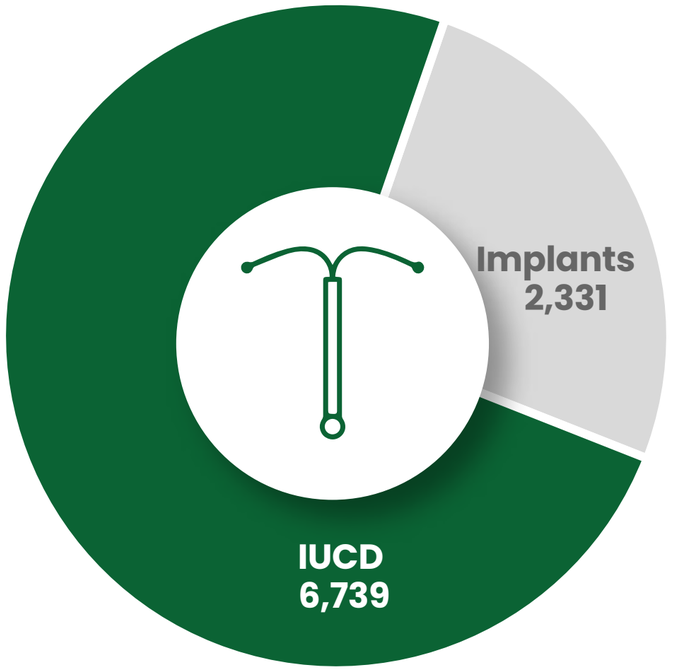

NUTRITION PROGRAM

OTP Key Performance Indicators

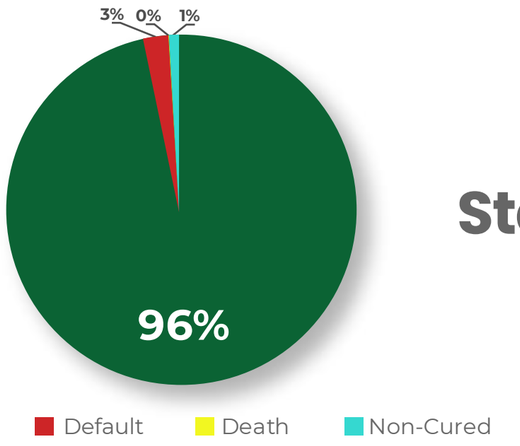

Nutrition Stabilization Center Performance

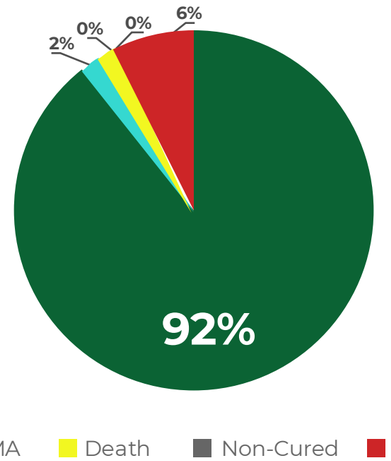

Awareness Sessions & Participants

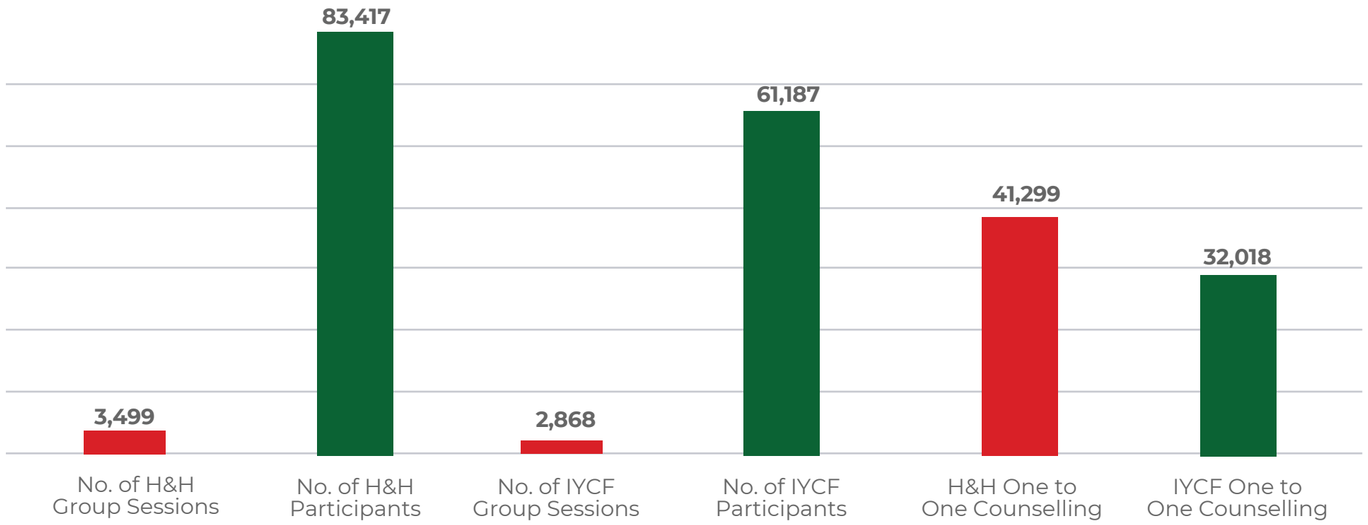

Data for RHCs and Others for November -25

Data for RHCs and Others for Nov-25			
Indicators	**RHCs and above**	**BHU Plus, BHU, GDs and Others**	**Total**
OPD	747,948	3,123,473	3,871,421
FP	9,054	91,644	100,698
ANC-1	10,680	51,131	61,811
NVD	5,702	30,310	36,012
C-Sections	2,016	0	2,016
Lab	262,237	919,580	1,181,817
Ultrasound	25,075	63,227	88,302
X-ray	13,570	1,930	15,500
LARC	4,570	4,500	9,070